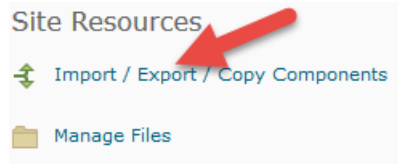
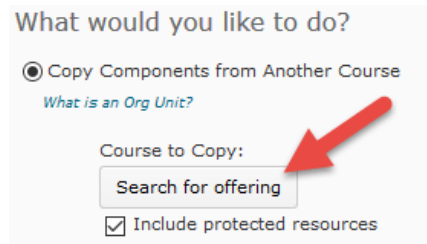


Copying **ALL** course material in D2L from one course to another.

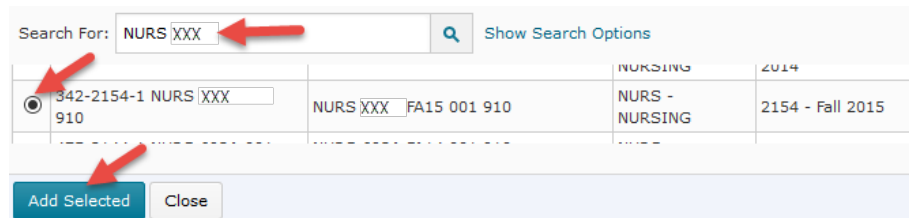
1. Go to the D2L course site you want to copy materials **TO** (the new course) and click **Course Admin**.
2. Under the **Site Resources** category, click the **Import/Export/Copy Components** link.



3. Under the **Copy Components from Another Course** option, click the **Search for offering** button.



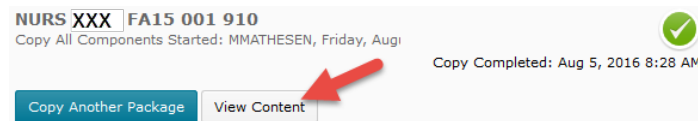
4. Search for and select the course you'd like to copy course materials from, click the **Add Selected** button.



5. Confirm that you have selected the correct course to copy then click the **Copy All Components** button.



6. Click View Content when copying is complete to view your current course content.



Video Tutorial can be found here: <https://www.youtube.com/watch?v=faejdHMYRGI>