


ONE HANDED SURGICAL SQUARE KNOT TIE: RIGHT HAND (LEFT HAND ONLY SUPPORTS NEEDLE END OF SUTURE)

Useful if holding an instrument or tubing. Square Knots are critical and securely anchor.




*Figure 1 Lie suture across right palm*



*Figure 2 Hold suture between thumb and index and extend fingers 3,4,5*

ONE HANDED SURGICAL SQUARE KNOT TIE: RIGHT HAND (LEFT HAND ONLY SUPPORTS NEEDLE END OF SUTURE)

Useful if holding an instrument or tubing. Square Knots are critical and securely anchor.




*Figure 3 "Karate chop" fingers 3,4,5 forward*



*Figure 4 Loop suture from left hand over R fingers 3,4,5*

ONE HANDED SURGICAL SQUARE KNOT TIE: RIGHT HAND (LEFT HAND ONLY SUPPORTS NEEDLE END OF SUTURE)

Useful if holding an instrument or tubing. Square Knots are critical and securely anchor.



*Figure 5 Pinching right suture between fingers 3 and 4, pull thread back into loop*




*Figure 6 Continue to pull right thread thru forming knot*




ONE HANDED SURGICAL SQUARE KNOT TIE: RIGHT HAND (LEFT HAND ONLY SUPPORTS NEEDLE END OF SUTURE)

Useful if holding an instrument or tubing. Square Knots are critical and securely anchor.



*Figure 7 Pull to secure knot before starting 2nd knot of square knot*




*Figure 8 Make claw position extending R 2nd finger with suture looped and thumb stabilizing*

ONE HANDED SURGICAL SQUARE KNOT TIE: RIGHT HAND (LEFT HAND ONLY SUPPORTS NEEDLE END OF SUTURE)

Useful if holding an instrument or tubing. Square Knots are critical and securely anchor.




*Figure 9 Loop suture from L hand over index finger (from beneath)*



*Figure 10 Hold suture tightly and prepare to loop index finger under pointing downward.*

ONE HANDED SURGICAL SQUARE KNOT TIE: RIGHT HAND (LEFT HAND ONLY SUPPORTS NEEDLE END OF SUTURE)

Useful if holding an instrument or tubing. Square Knots are critical and securely anchor.




*Figure 11 Use index finger to pull thread toward right forming loop*




ONE HANDED SURGICAL SQUARE KNOT TIE: RIGHT HAND (LEFT HAND ONLY SUPPORTS NEEDLE END OF SUTURE)

Useful if holding an instrument or tubing. Square Knots are critical and securely anchor.



*Figure 12 Continue to pull thread through using R index finger*



*Figure 13 Tighten thread, you have completed square knot*